

UNITED STATES
SECURITIES AND EXCHANGE COMMISSION
Washington, D.C. 20549

FORM 8-K

CURRENT REPORT

PURSUANT TO SECTION 13 OR 15(d) OF
THE SECURITIES EXCHANGE ACT OF 1934

Date of Report (Date of earliest event reported): APRIL 1, 2004

CENTERPOINT ENERGY, INC.
(Exact name of registrant as specified in its charter)

TEXAS
(State or other jurisdiction
of incorporation)

1-31447
(Commission File Number)

74-0694415
(IRS Employer
Identification No.)

1111 LOUISIANA
HOUSTON, TEXAS
(Address of principal executive offices)

77002
(Zip Code)

Registrant's telephone number, including area code: (713) 207-1111

TEXAS GENCO HOLDINGS, INC.
(Exact name of registrant as specified in its charter)

TEXAS
(State or other jurisdiction
of incorporation)

1-31449
(Commission File Number)

76-0695920
(IRS Employer
Identification No.)

1111 LOUISIANA
HOUSTON, TEXAS
(Address of principal executive offices)

77002
(Zip Code)

Registrant's telephone number, including area code: (713) 207-1111

CENTERPOINT ENERGY HOUSTON ELECTRIC, LLC
(Exact name of registrant as specified in its charter)

TEXAS
(State or other jurisdiction
of incorporation)

1-3187
(Commission File Number)

22-3865106
(IRS Employer
Identification No.)

1111 LOUISIANA
HOUSTON, TEXAS
(Address of principal executive offices)

77002
(Zip Code)

Registrants' telephone number, including area code: (713) 207-1111

CENTERPOINT ENERGY RESOURCES CORP.
(Exact name of registrant as specified in its charter)

DELAWARE
(State or other jurisdiction
of incorporation)

1-13265
(Commission File Number)

76-0511406
(IRS Employer
Identification No.)

1111 LOUISIANA
HOUSTON, TEXAS
(Address of principal executive offices)

77002
(Zip Code)

Registrant's telephone number, including area code: (713) 207-1111

ITEM 7. FINANCIAL STATEMENTS AND EXHIBITS.

The exhibit listed below is furnished pursuant to Item 9 of this Form 8-K.

(c) Exhibits.

99.1 CenterPoint Energy, Inc. slide presentation

ITEM 9. REGULATION FD DISCLOSURE.

A copy of the slide presentation that CenterPoint Energy, Inc. ("CenterPoint Energy") expects will be presented to various members of the financial and investment community from time to time is attached to this report as Exhibit 99.1.

The slide presentation is being furnished, not filed, pursuant to Regulation FD. Accordingly, the slide presentation will not be incorporated by reference into any registration statement filed by CenterPoint Energy, Texas Genco Holdings, Inc. ("Texas Genco"), CenterPoint Energy Houston Electric, LLC ("CenterPoint Houston") or CenterPoint Energy Resources Corp. ("CERC") under the Securities Act of 1933, as amended, unless specifically identified therein as being incorporated therein by reference. The furnishing of the slide presentation is not intended to, and does not, constitute a determination or admission by CenterPoint Energy, Texas Genco, CenterPoint Houston or CERC that the information in the slide presentation is material or complete, or that investors should consider this information before making an investment decision with respect to any security of CenterPoint Energy, Texas Genco, CenterPoint Houston, CERC or any of their affiliates.

CAUTIONARY STATEMENT REGARDING FORWARD-LOOKING INFORMATION

Some of the statements in the exhibit attached to this report are "forward-looking statements" within the meaning of the Private Securities Litigation Reform Act of 1995. Actual results may differ materially from those expressed or implied by these statements. You can generally identify our forward-looking statements by the words "potential", "will", "intend", "expect" or other similar words.

We have based our forward-looking statements on our management's beliefs and assumptions based on information available to our management at the time the statements are made. We caution you that assumptions, beliefs, expectations, intentions and projections about future events may and often do vary materially from actual results. Therefore, we cannot assure you that actual results will not differ materially from those expressed or implied by our forward-looking statements.

Changes in federal, state and local regulations affecting CenterPoint Energy's businesses, the inability of CenterPoint Energy, Texas Genco, CenterPoint Houston or CERC to arrange future financings on acceptable terms, or the inability of CenterPoint Energy to recover the full value of its true-up balance could cause actual results to differ materially from those expressed or implied in forward-looking statements. You should not place undue reliance on forward-looking statements. Each forward-looking statement speaks only as of the date of the particular statement.

SIGNATURE

Pursuant to the requirements of the Securities Exchange Act of 1934, the registrant has duly caused this report to be signed on its behalf by the undersigned hereunto duly authorized.

CENTERPOINT ENERGY, INC.

Date: April 1, 2004

By: /s/ James S. Brian

James S. Brian
Senior Vice President and
Chief Accounting Officer

SIGNATURE

Pursuant to the requirements of the Securities Exchange Act of 1934, the registrant has duly caused this report to be signed on its behalf by the undersigned hereunto duly authorized.

TEXAS GENCO HOLDINGS, INC.

Date: April 1, 2004

By: /s/ James S. Brian

James S. Brian
Senior Vice President and
Chief Accounting Officer

SIGNATURE

Pursuant to the requirements of the Securities Exchange Act of 1934, the registrant has duly caused this report to be signed on its behalf by the undersigned hereunto duly authorized.

CENTERPOINT ENERGY HOUSTON
ELECTRIC, LLC

Date: April 1, 2004

By: /s/ James S. Brian

James S. Brian
Senior Vice President and
Chief Accounting Officer

SIGNATURE

Pursuant to the requirements of the Securities Exchange Act of 1934, the registrant has duly caused this report to be signed on its behalf by the undersigned hereunto duly authorized.

CENTERPOINT ENERGY RESOURCES
CORP.

Date: April 1, 2004

By: /s/ James S. Brian

James S. Brian
Senior Vice President and
Chief Accounting Officer

EXHIBIT INDEX

Exhibit Number	Exhibit Description
99.1	CenterPoint Energy, Inc. slide presentation



Investor Overview Presentation

April 2004



Cautionary Statement Regarding Forward-Looking Information

From time to time we make statements concerning our expectations, beliefs, plans, objectives, goals, strategies, future events or performance and underlying assumptions and other statements that are not historical facts. These statements are "forward-looking statements" within the meaning of the Private Securities Litigation Reform Act of 1995. Actual results may differ materially from those expressed or implied by these statements. You can generally identify our forward-looking statements by the words "anticipate," "believe," "continue," "could," "estimate," "expect," "forecast," "goal," "intend," "may," "objective," "plan," "potential," "predict," "projection," "should," "will," or other similar words.

We have based our forward-looking statements on our management's beliefs and assumptions based on information available to our management at the time the statements are made. We caution you that assumptions, beliefs, expectations, intentions, and projections about future events may and often do vary materially from actual results. Therefore, we cannot assure you that actual results will not differ materially from those expressed or implied by our forward-looking statements.

Some of the factors that could cause actual results to differ from those expressed or implied by our forward-looking statements are described in CenterPoint Energy, Inc.'s Form 10-K for the period ended December 31, 2003 under "Risk Factors" beginning on page 26 and under "Management's Discussion and Analysis of Financial Condition and Results of Operations - Certain Factors Affecting Future Earnings" beginning on page 47.

You should not place undue reliance on forward-looking statements. Each forward-looking statement speaks only as of the date of the particular statement, and we undertake no obligation to publicly update or revise any forward-looking statements.

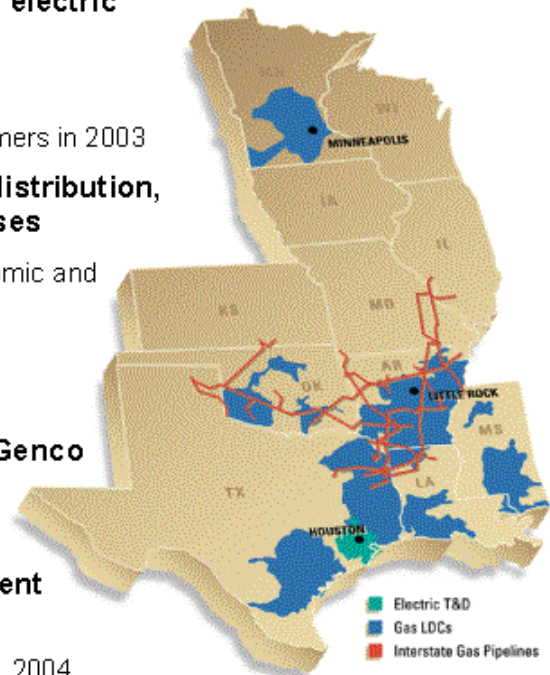
A thick, blue, curved line that spans across the upper portion of the page, tapering at both ends.

Company Overview

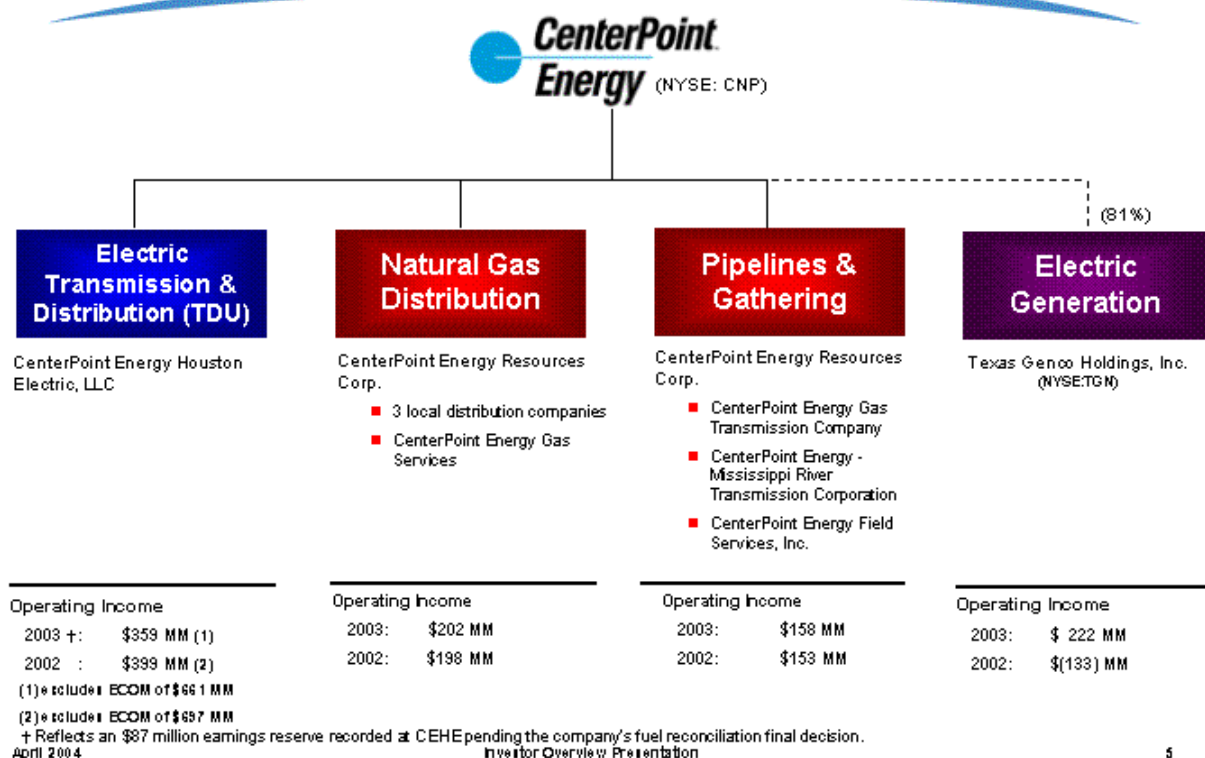
Who is CenterPoint Energy?



- **One of the nation's largest combined gas and electric utilities**
 - Serving almost 5 million metered customers
 - Added over 85,000 metered electric and gas customers in 2003
- **Owner of a balanced mix of electric and gas distribution, interstate pipeline and field services businesses**
 - Asset and geographic diversification reduces economic and regulatory risks
 - Attractive diverse service territory
 - Strong brand equity
- **Large position in electric generation - Texas Genco**
 - CenterPoint Energy intends to monetize its 81% ownership interest in Texas Genco
- **Defined path to recovery of stranded investment and reduction of corporate debt**
 - Stranded cost true-up application filed on March 31, 2004



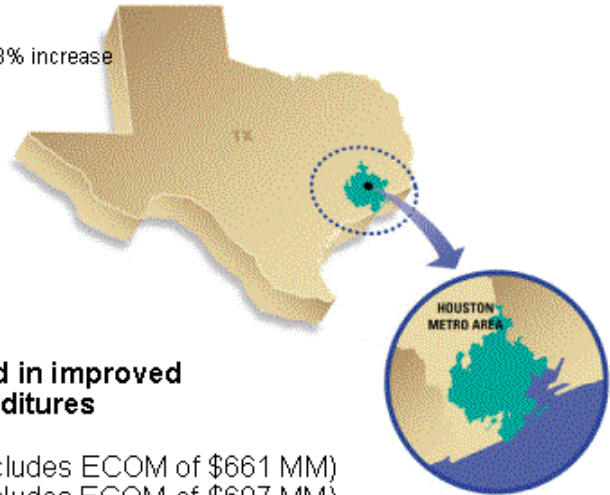
Four segments focused primarily on regulated domestic energy delivery



CenterPoint Energy Houston Electric Electric Transmission & Distribution Utility



- **Focused strictly on energy delivery**
 - 5,000 square mile service area in and around Houston
 - Approximately 1.84 million metered customers
 - ◆ added nearly 47,000 metered customers in 2003, a 3% increase
 - Reputation for reliability and high quality service
- **No commodity risk or supply obligation**
- **Regulated by PUC of Texas**
 - 11.25% authorized ROE on 40% equity
 - Rate base of \$3.3 billion
- **Recent process improvements have resulted in improved service reliability and reduced capital expenditures**
- **Operating Income:**
 - 2003+ : \$359 MM (excludes ECOM of \$661 MM)
 - 2002 : \$399 MM (excludes ECOM of \$697 MM)



+ Reflects an \$87 million earnings reserve recorded at CEHE pending the company's fuel reconciliation final decision.

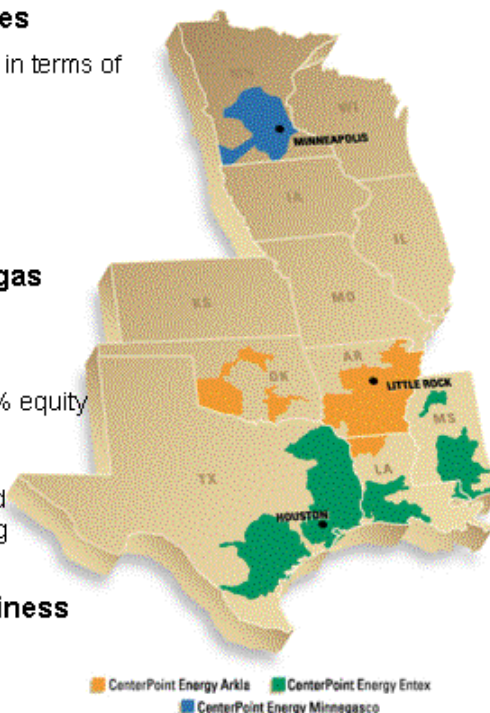
CenterPoint Energy Resources Corp.

Natural Gas Distribution



- **Three LDCs serving 3 million customers in 6 states**
 - One of U.S.'s largest natural gas distribution operations in terms of number of customers served
- **Attractive service territories**
 - Added over 38,000 metered customers in 2003
 - Recognized for high quality service
- **Gas adjustment clauses mitigate fuel price risk; gas procurement plans reviewed with commissions**
- **Regulated by various city and state jurisdictions**
 - Approximate range of 10-11% authorized ROEs on 50% equity
 - Approximate combined rate base of \$1.5 billion
 - Nearly \$60 million in annualized rate increases obtained since January 2002; additional rate applications pending
- **A complementary unregulated commercial and industrial natural gas products and services business**
- **Operating Income:**

2003:	\$202 MM
2002:	\$198 MM

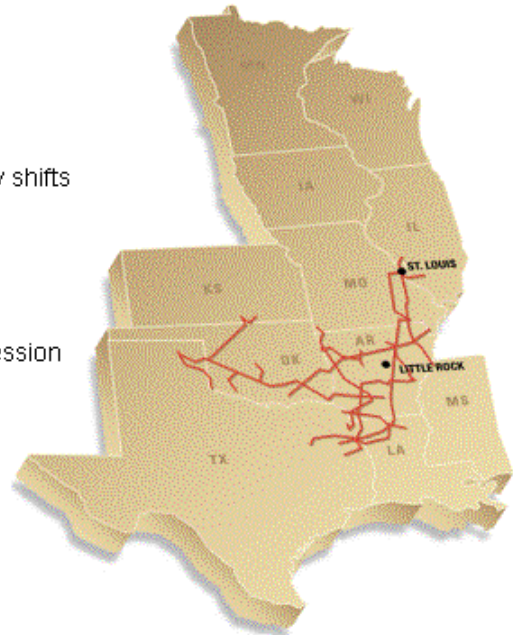


CenterPoint Energy Resources Corp. Natural Gas Pipelines and Gathering



- **Two FERC-regulated pipelines:**
 - Current system at or near capacity at peak
 - Potential growth in cross haul transportation services
 - Potential expansion opportunity driven by U.S. supply shifts
- **An unregulated gas gathering subsidiary**
 - Minor liquids exposure
 - Good growth potential overall; well-head/field compression monitoring services have strong growth potential
- **Pipelines strategically located at the center of the nation's gas transportation infrastructure**
 - Connected to over 20 other pipelines
- **Operating Income:**

2003:	\$158 MM
2002:	\$153 MM

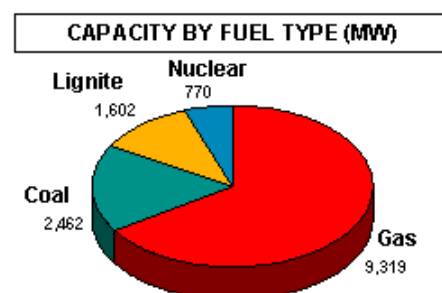
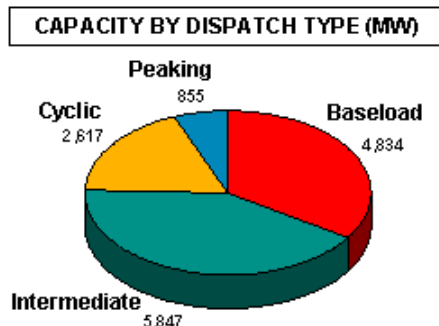


Texas Genco Electric Generation



- Net generating capacity of 14,153 MW located in the ERCOT market
- Attractive, low-cost, solid fuel baseload portfolio (4,834 MW)
- Flexible, load following gas fleet (9,319 MW)
 - 2,988 MW are currently in mothball status
- Fuel oil switching capabilities in approximately 3,500 MW of gas fleet
- Forward capacity sales (*auctions held through March 2004 for 2004/2005 capacity*):
 - For 2004: approximately 94% of available baseload capacity, or over \$830 million revenue under contract
 - For 2005: approximately 66% of available baseload capacity, or over \$560 million revenue under contract
- Operating Income:

2003:	\$ 222 MM
2002:	\$(133) MM





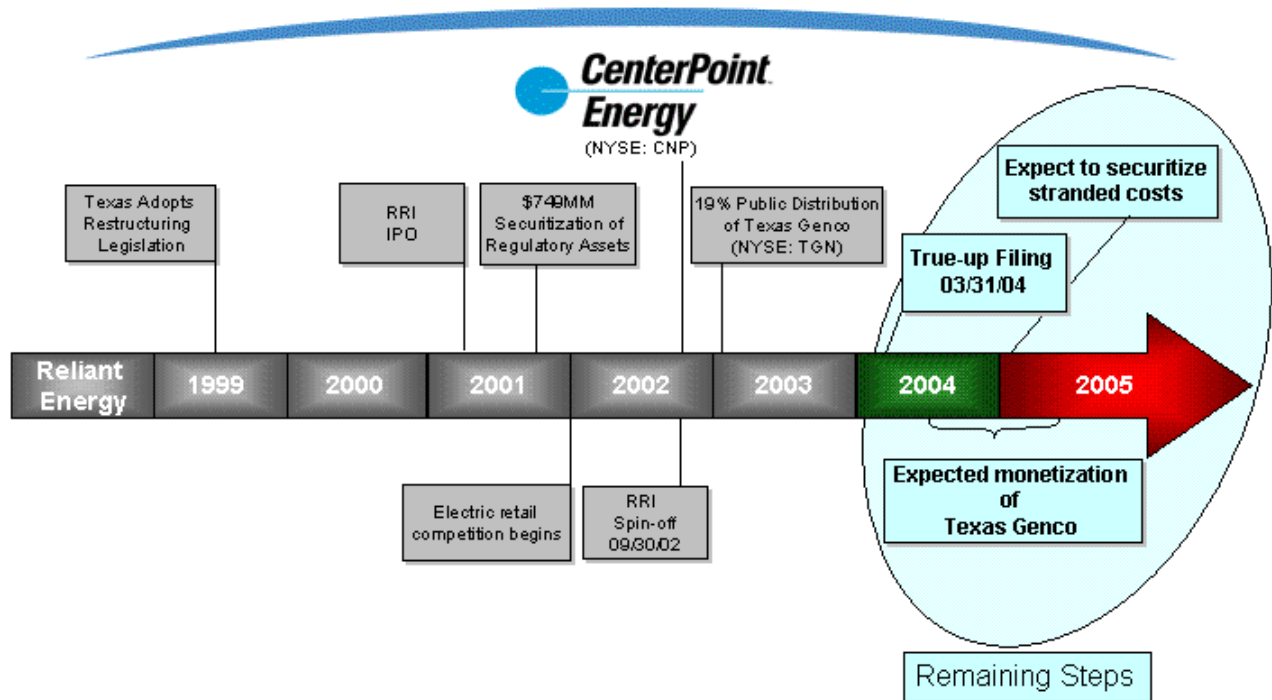
Electric Restructuring and Managing through the Transition

Electric restructuring in Texas



- **Texas Electric Restructuring Law passed in 1999**
 - Retail competition implemented on January 1, 2002
- **Required the functional unbundling of integrated electric utilities into:**
 - Power generation
 - Transmission and distribution
 - Retail electric provider activities
- **Stranded investment determination occurs two years after retail competition started**
 - CenterPoint Energy filed its true-up application with the Public Utility Commission of Texas on March 31, 2004
 - During 2002 and 2003, utilities entitled to record ECOM (Excess Cost Over Market) to the extent market generation prices and PUC projected generation prices are different

CNP evolution



Remaining transition steps - Monetization of Texas Genco



- **Strategy remains focused on exiting generation business**
 - Reliant Resources declined to exercise its option to purchase CenterPoint Energy's 81% interest in Texas Genco in January 2004
 - CenterPoint Energy intends to pursue alternatives to monetize its interest
 - ◆ actively exploring preferred alternative of selling 81% interest; will fully evaluate this option before seeking another alternative
 - ◆ Citigroup engaged as financial advisor to assist in sale

- **In the meantime, Texas Genco will be managed with the intention of maximizing earnings and cash flows through opportunistic forward sales and efficient operations**

Remaining transition steps - Recovery of stranded investment

- **Defined mechanism for recovery and securitization of stranded costs and regulatory assets provided for in Texas restructuring law**
- **First round of securitization provided for recovery of a portion of our generation-related regulatory assets**
 - Successfully completed in October 2001 with the issuance of \$749 million of Transition Bonds
- **The 2004 true-up proceeding, which began March 31, 2004 with the company's application filing, sets the stage for the second round of securitization. The four key components of the true-up are:**
 - Regulatory book value of generation assets at year end 2001 (including redirected depreciation and excess mitigation) plus certain environmental commitments through April 2003, less market value of Texas Genco based on "partial stock valuation" method*
 - ECOM recorded in 2002-2003
 - Fuel over- or under-recovery for the period from August 1, 1997 through January 30, 2002
 - "Price to beat" clawback (to be reimbursed to us by Reliant Resources)
- **Proceeds from stranded costs recovery will be used to reduce debt**

* For the partial stock valuation method, market value will equal the average daily closing price on the NYSE for TGN stock for the 30 consecutive trading days closer by the Texas Public Utility Commission (PUC) or to the last 120 trading days immediately preceding the true-up filing, plus a control premium, as assessed by the PUC, up to a maximum of 10%.

True-up balance- As filed March 31, 2004 ⁽¹⁾

(\$ in millions)

Stranded Costs

Net Book Value of Generation Assets ⁽²⁾	\$ 4,561
Regulatory assets and deferred debits	175
Above Market Purchase Power Costs	48
Market Value of Generation Assets ⁽³⁾	<u>(2,908)</u>
	\$ 1,876

Environmental Costs

\$ 718

Other Transition Charges/ Credits

Final Fuel Under-recovery Balance ⁽⁴⁾	\$ 20
Capacity Auction True-up (ECOM)	1,357
Price to Beat Retail Clawback	\$ (177)
	\$ 1,200

Total True-up Balance - Without interest

\$ 3,794

Interest on Stranded Costs ⁽⁵⁾ \$631

(1) Not conformed to PUC required filing format. All calculations assume a final order is issued on August 28, 2004, with payments of Excess Mitigation Credits (EMCs) discontinued as of that date.

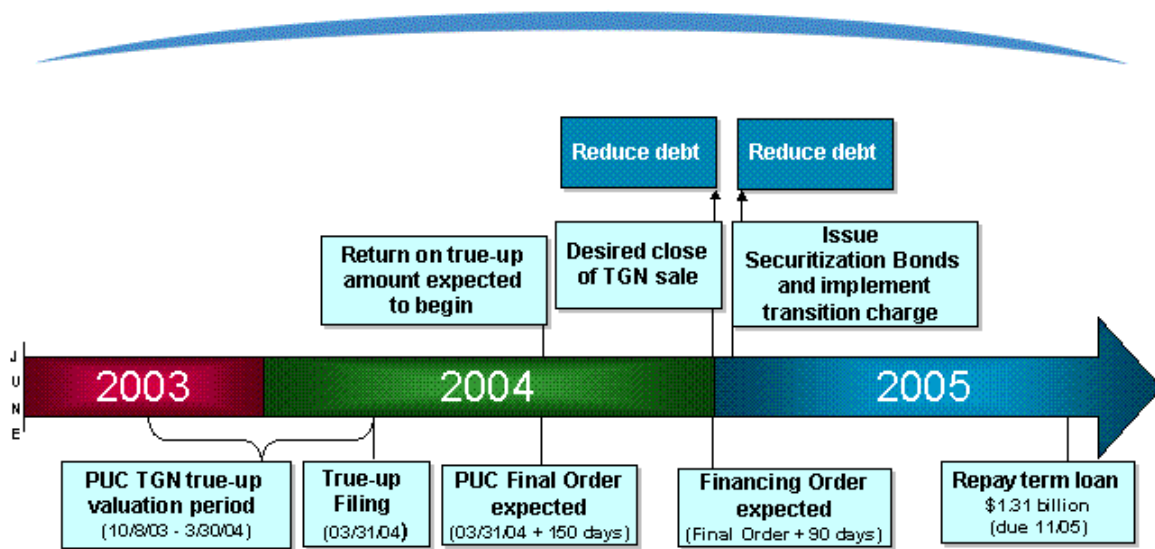
(2) Reflects the reversal of T&D redirected depreciation and excess mitigation credits through August 2004 and excludes all environmental costs.

(3) Based on \$36.26 per share of Texas Genco, plus debt, without inclusion of a control premium.

(4) Does not reflect disallowance of \$117 million, including interest, recommended in PUC Docket 26195, Proposal for Decision. Final fuel balance could range from \$20 million under-recovery to \$106 million over-recovery, depending on final PUC decision.

(5) To be added to the total if approved on appeal.

Transition timeline



- The return on true-up amount allows recovery of interest on the final true-up amount from the issuance of the Final Order up to the issuance of Securitization Bonds
- A transition charge allows recovery of the principal and interest associated with the Securitization Bonds, for a maximum of 15 years



Vision and Strategy

Our corporate vision is simple and focused:



Our Vision

*To Be Recognized As America's
Leading Energy Delivery
Company... and More*

"...America's...
Energy Delivery..."

- **Focused on domestic energy delivery businesses**

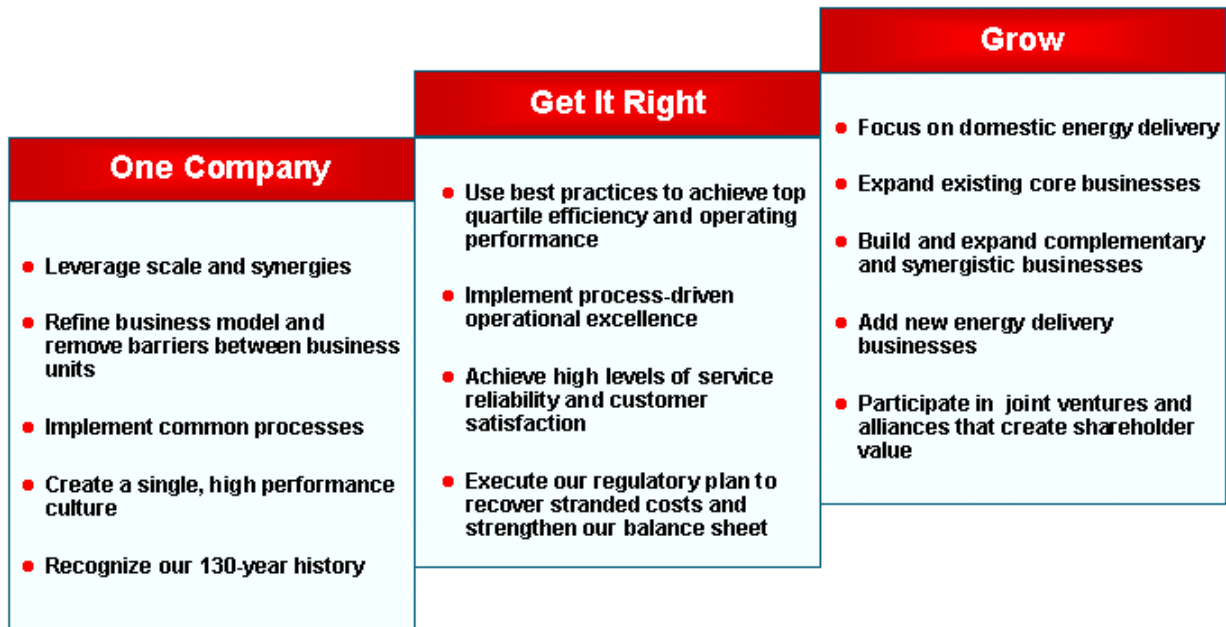
- Focus on continental, U.S. market
- Focus on regulated energy delivery

"...and More"

- **Will pursue carefully targeted growth opportunities**

- Look for complementary businesses that leverage our core businesses
- Participate in industry consolidation

Our strategy is reflected in three simple phrases:
One Company, Get It Right and Grow





Financial Objectives

Recent transactions enhance stability and liquidity

- **Raised over \$4 billion through the capital markets since March 2003**
 - \$1.8 billion issued at CenterPoint Energy, Inc. used primarily to reduce credit facility, enhance liquidity and refinance higher coupon debt
 - \$1.5 billion issued at CenterPoint Energy Houston Electric used to call higher cost debt, repay maturing debt and repay intercompany debt, part of which was used to reduce parent credit facility
 - \$922 million issued at CenterPoint Energy Resources Corporation (CERC) used to partially refinance November 2003 maturity and to repay an expiring revolving credit facility
- **\$2.3 billion credit facility reduced rates by 100-150 basis points and extended maturity to October 2006**
 - \$1.425 billion revolving facility at LIBOR + 300 bps
 - \$923 million term loan at LIBOR + 350 bps
- **2004 financial transactions have further enhanced liquidity**
 - replaced one-year \$200 million revolving credit facility at CERC with a three-year, \$250 million credit facility that has a fully drawn cost of LIBOR plus 150 basis points at existing credit ratings
 - replaced \$100 million CERC receivables facility with a \$250 million facility
- **No significant debt maturities until 2005**

Near-term financial objectives



- **Maximize returns**

- Ensure gas LDCs are earning allowed rates of return
- Capture growth in existing service territories
- Implement productivity improvements company-wide

- **Optimize cash flow**

- Prioritize and defer discretionary capital expenditures through disciplined commitment review process
- Adopt common business models and take advantage of company scale to optimize operation & maintenance expenditures

- **Strengthen balance sheet**

- Monetize Texas Genco
- Securitize stranded costs
- Reduce debt

Post transition financial objectives: 2006 and beyond



- **Objective is to earn \$0.85 - \$1.00 per share post transition**
 - CNP is focusing on replacing ECOM and Texas Genco earnings by:
 - ◆ reducing interest expense
 - ◆ achieving allowed returns at LDCs through rate relief and efficiency improvements
 - ◆ capturing organic growth in core businesses
 - ◆ increasing profitability of complementary businesses, e.g., C & I and gas gathering
 - ◆ implementing productivity improvements company-wide
- **Additional growth through synergistic expansion**
- **Target dividend payout of 50 - 70% of sustainable earnings**
- **Strengthen balance sheet**
 - Aggressive working capital and capital expenditure management
 - Optimize debt levels and capital structure
 - Achieve and maintain investment grade ratings

Why CenterPoint Energy?

Low risk, diversified business with large scale

- **Large-scale, diversified regulated domestic energy delivery business**
 - Mix of electric and natural gas assets
- **Stable earnings and cash flow**
- **Attractive service territories**
 - Diversified economic and regulatory position
 - Houston and Minneapolis/St. Paul above national average in growth and consumption
- **Low risk, regulated businesses**
 - No electric commodity obligation at TDU
 - No Provider of Last Resort risk at the TDU
 - Low commodity risk exposure at gas LDCs
- **Defined path to recovery of generation investment and de-leveraging of balance sheet**
- **Well-run core businesses focused on regulated domestic energy delivery**
 - Specific strategies and performance objectives implemented
 - Growth opportunities will evolve as we delever and execute our strategy



Financial Results

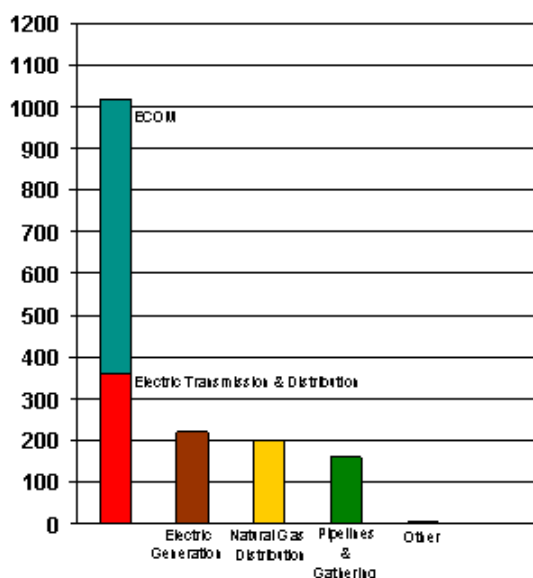
2003 Performance



(\$ in millions, except per share amounts)

Total Operating Income: \$1,604+

2003 Results†



Operating Income	\$1,604
Other Expense	(5)
Interest Expense*	(934)
Income Taxes	(216)
Minority Interest	(29)
Income from Continuing Operations**	\$420

Income from Continuing Operations, per diluted share**

* includes distribution on Trust Preferred Securities

** before cumulative effect of accounting change

2003 annualized dividend: \$0.40/share

† Reflects an \$87 million earnings reserve recorded at CEHE pending the company's fuel reconciliation final decision.

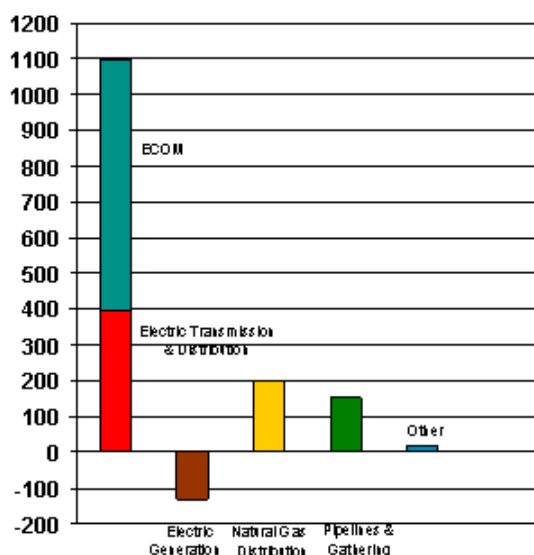
2002 Performance



(\$ in millions, except per share amounts)

Total Operating Income: \$1,333

2002 Results



Operating Income	\$1,333
Other Income	(1)
Interest Expense*	(764)
Income Taxes	(199)
Income from Continuing Operations**	\$369
Income from Continuing Operations**, per diluted share	\$1.23

* includes distribution on Trust Preferred Securities

** before cumulative effect of accounting change



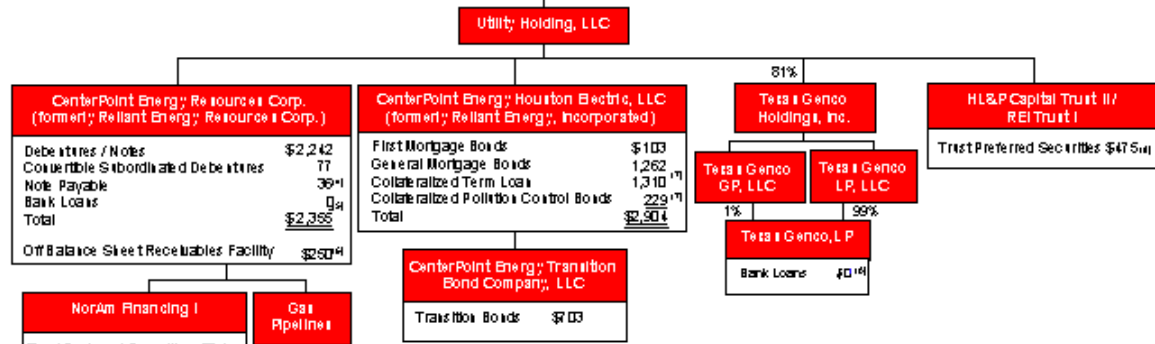
Debt & Maturity Schedules As of March 31, 2004

Principal amounts of external debt and trust preferred securities

As of March 31, 2004

(\$ in millions)

CenterPoint Energy, Inc.	
ZENS	\$105 ⁽¹⁾
Convertible Senior Notes	830
Senior Notes	600
Collateralized Pollution Control Bonds	
First Mortgage Bond Collateral	151 ⁽²⁾
General Mortgage Bond Collateral	527 ⁽²⁾
Uncollateralized Pollution Control Bonds	519
Bank Loans	1,655 ⁽¹⁾
Total	\$4,387



(1) Principal amount on which 2% interest is paid is \$240 million. The debt component reflected on financial statements is \$105 million. The contingent principal amount payable at maturity is \$243.7 million.

(2) The collateralized pollution control bonds aggregating \$873 million are obligations of CenterPoint Energy, Inc. However, CenterPoint Energy Houston Electric, LLC has issued first mortgage bonds aggregating \$151 million and general mortgage bonds aggregating \$527 million as collateral for the CenterPoint Energy, Inc. obligations. Collateralized pollution control bonds that have been called for redemption on Apr 28, 2004 and for which the redemption price was held in trust as of March 31, 2004 are reflected as already called.

(3) The \$2.245 billion credit facility is secured by CenterPoint Energy's interest in the stock of Tesa & Genco Holdings, Inc.

(4) Non-interest bearing obligation in a form of note related to monies previously advanced to CenterPoint Energy Resources Corp. by a third party and for which the former affiliate remains obligated. Payable in June 2009.

(5) Borrowings under \$200 million bank facility.

(6) Advances under the \$200 million receivables facility are not reflected as debt on the balance sheet.

(7) The term loan and pollution control bonds are collateralized by general mortgage bonds.

(8) For financial reporting purposes, the trust preferred is deconsolidated and, therefore \$495 million of junior subordinated debentures issued to the trust is reflected on CenterPoint Energy's consolidated financial statements.

(9) For financial reporting purposes, the trust preferred is deconsolidated and, therefore \$0 million of junior subordinated debentures issued to the trust is reflected on the financial statements of CenterPoint Energy Resources Corp.

(10) Borrowings under \$75 million bank facility.

Principal amounts of external debt and trust preferred securities

As of March 31, 2004

CenterPoint Energy, Inc. Security	Outstanding	Rate	Insurer	Maturity	Call Feature Date	Price
Secured Term Loan	\$920,000,000	Variable		(4)	Current	(6)
\$1.425 Billion Revolving Credit Facility	\$735,000,000	Variable		(5)	Current	100
ZENS	\$840,344,149 (3)	(3)		09/15/29	Current	101
Convertible Senior Notes	\$575,000,000	3.75%		05/15/23	05/15/08	100
Convertible Senior Notes	\$255,000,000	2.875%		01/15/24	01/15/07	100
Senior Notes	\$200,000,000	5.875%		06/01/08	Current	(7)
Senior Notes	\$200,000,000	6.85%		06/01/15	Current	(7)
Senior Notes	\$200,000,000	7.25%		09/01/10	Current	(7)
Matagorda County Navigation District Number One Series 1995	\$58,905,000 (1)	4.00%	MBIA	10/15/15	10/15/13	101
Brazos River Authority Series 1995	\$91,945,000 (1)	4.00%	MBIA	08/01/15	08/01/13	101
Brazos River Authority Series 1997	\$50,000,000 (2)	5.05%	AMBAC	11/01/18	NA	NA
Matagorda County Navigation District Number One Series 1997	\$68,000,000 (2)	5.125%	AMBAC	11/01/28	NA	NA
Matagorda County Navigation District Number One Series 1998A	\$29,885,000	5.25%	MBIA	11/01/29	11/01/08	102
Matagorda County Navigation District Number One Series 1998B	\$75,000,000	5.15%	MBIA	11/01/29	11/01/08	102
Brazos River Authority Series 1998A	\$100,000,000 (2)	5.125%	AMBAC	05/01/19	05/01/08	102
Brazos River Authority Series 1998B	\$90,000,000 (2)	5.125%	AMBAC	11/01/20	11/01/08	102
Brazos River Authority Series 1998C	\$100,000,000 (2)	5.125%	AMBAC	05/01/19	05/01/08	102
Brazos River Authority Series 1998D	\$68,700,000	4.90%	MBIA	10/01/15	NA	NA
Gulf Coast Waste Disposal Authority 1999	\$19,200,000 (2)	4.70%	AMBAC	01/01/11	NA	NA
Matagorda County Navigation District Number One Series 1999A	\$100,000,000 (2)	5.25%	AMBAC	06/01/26	06/01/09	101
Brazos River Authority Series 1999A	\$100,000,000	5.375%		04/01/19	04/01/09	101
Matagorda County Navigation District Number One Series 1999B	\$70,315,000	5.95%		05/01/30	05/01/09	101
Brazos River Authority Series 1999B	\$100,000,000	7.75%		12/01/18	04/10/08	102
Matagorda County Navigation District Number One Series 1999C	\$75,000,000	8.00%		05/01/29	04/10/08	102
8.257% Capital Securities, Series B	\$100,000,000	8.257%		02/01/37	02/04/07	104.1285
7.20% Trust Preferred, Series C	\$375,000,000	7.20%		03/31/48	02/26/04	100
TOTAL	\$5,597,094,149					

(1) Collate realized by CEHE First Mortgage Bonds.

(2) Collate realized by CEHE General Mortgage Bonds.

(3) The coverage principal amount is \$848,739,940. Interest is paid on the principal amount in the table at \$0.29125 per ZENS (or 2% per year) plus a "pass-through" of the Time Warner common stock dividend. No common stock dividend currently paid by Time Warner.

(4) Scheduled maturities as follows: 6/30/04, \$2,500,000; 9/30/04, \$2,500,000; 12/31/04, \$2,500,000; 3/31/05, \$2,500,000; 6/30/05, \$2,500,000; 9/30/05, \$2,500,000; 12/31/05, \$2,500,000. Earlier mandatory repayments with proceeds from securitization and/or sale of TGN stock properties.

(5) Scheduled maturity 10/7/06. Earlier mandatory repayment with proceeds from securitization and/or sale of TGN stock properties provided that the commitments shall not be reduced below \$50,000,000.

(6) Partial prepayments at 100. Prepayment of the loan from substantially concurrent to its date of non-securitization debt at 102 from 10/7/03 to 10/7/04, 101 from 10/7/04 to 10/7/05 and 100 thereafter.

(7) 100% plus make-whole premium using treasury yield + 50 bps as the discount rate.

April 2004

Investor Overview Presentation

30

Principal amounts of external debt and trust preferred securities

As of March 31, 2004



CenterPoint Energy Houston Electric, LLC

Security	Outstanding	Rate	Insurer	Maturity	Call Feature	
					Date	Price
First Mortgage Bonds	\$102,442,000	9.15%		03/15/21	N/A	N/A
General Mortgage Bonds	\$450,000,000	5.70%		03/15/13	Current	(3)
General Mortgage Bonds	\$312,275,000	6.95%		03/15/33	Current	(4)
General Mortgage Bonds	\$200,000,000	5.60%		07/01/23	Current	(5)
General Mortgage Bonds	\$300,000,000	5.75%		01/15/14	Current	(6)
Collateralized Term Loan	\$1,310,000,000 (1)	(2)		11/11/05	N/A	N/A
Matagorda County Navigation District Number One Series 2004	\$56,095,000 (1)	5.60%		03/01/27	03/01/14	101
Brazos River Authority Series 2004	\$43,820,000 (1)	4.25%	FGIC	03/01/17	03/01/14	101
Brazos River Authority Series 2004A	\$33,470,000 (1,7)	3.625%	FGIC	04/01/12	N/A	N/A
Brazos River Authority Series 2004B	\$83,565,000 (1,7)	4.25%	FGIC	12/01/17	06/01/14	100
Gulf Coast Waste Disposal Authority Series 2004	\$12,100,000 (1,7)	3.625%	FGIC	04/01/12	N/A	N/A
TOTAL	\$ 2,903,767,000					

(1) Collateralized by CEHE General Mortgage Bonds.

(2) Floating rate at LIBOR + 975 basis points with a minimum interest rate of 12.75%.

(3) 100% plus make-whole premium using treasury yield + 30 basis points as the discount rate.

(4) 100% plus make-whole premium using treasury yield + 35 basis points as the discount rate.

(5) 100% plus make-whole premium using treasury yield + 20 basis points as the discount rate.

(6) 100% plus make-whole premium using treasury yield + 20 basis points as the discount rate (treasury yield + 50 basis points is used as the discount rate for a "special redemption").

(7) Refunded bonds for which the redemption price was held in trust at March 31, 2004 are shown as extinguished at March 31, 2004.

Principal amounts of external debt and trust preferred securities

As of March 31, 2004



CenterPoint Energy Resources Corp.

<u>Security</u>	<u>Outstanding</u>	<u>Rate</u>	<u>Maturity</u>	<u>Call Feature</u>	
				<u>Date</u>	<u>Price</u>
Debentures	\$145,070,000	8.90%	12/15/06	NA	NA
Convertible Subordinated Debentures	\$77,372,900	6.00%	3/15/12	Current	100
Debentures	\$300,000,000	6.50%	2/01/08	NA	NA
Notes	\$325,000,000	8.125%	7/15/05	Current	(1)
Notes	\$550,000,000	7.75%	2/15/11	Current	(2)
Senior Notes	\$762,000,000	7.875%	4/01/13	Current	(3)
Senior Notes	\$160,000,000	5.95%	01/15/14	Current	(4)
Note Payable to Reliant Energy Services	\$36,000,000		6/01/05	NA	NA
6.25% Convertible Trust Preferred	<u>\$364,000</u>	6.250%	6/30/26	Current (5)	100
TOTAL	\$2,355,806,900				

(1) 100% plus make-whole premium using treasury yield + 25 bps as the discount rate.

(2) 100% plus make-whole premium using treasury yield + 30 bps as the discount rate.

(3) 100% plus make-whole premium using treasury yield + 50 bps as the discount rate.

(4) 100% plus make-whole premium using treasury yield + 35 bps as the discount rate.

(5) Only if current market price of CNP common stock equals/exceeds 125% of the conversion price for 20 of 30 days.

Principal amounts of external debt and trust preferred securities

As of March 31, 2004



CenterPoint Energy Transition Bond Company, LLC				Call Feature	
<u>Security</u>	<u>Outstanding</u>	<u>Rate</u>	<u>Maturity</u>	<u>Date</u>	<u>Price</u>
Class A-1 2001-1 Transition Bonds	\$89,167,503	3.84%	(1)	(5)	(5)
Class A-2 2001-1 Transition Bonds	\$118,000,000	4.76%	(2)	(5)	(5)
Class A-3 2001-1 Transition Bonds	\$130,000,000	5.16%	(3)	(5)	(5)
Class A-4 2001-1 Transition Bonds	<u>\$385,897,000</u>	5.63%	(4)	(5)	(5)
TOTAL	\$703,064,503				

- (1) Expected maturities: \$27,184,961 on 09/15/04; \$15,914,062 on 3/15/05; \$26,068,480 on 09/15/05.
- (2) Expected maturities: \$4,823,521 on 09/15/05; \$18,460,311 on 03/15/06; \$35,834,722 on 09/15/06; \$20,369,999 on 03/15/07; \$38,511,447 on 09/15/07.
- (3) Expected maturities: \$1,030,314 on 09/15/07; \$22,279,686 on 03/15/08; \$43,248,801 on 09/15/08; \$24,825,936 on 03/15/09; \$38,615,263 on 09/15/09.
- (4) Expected maturities: \$9,576,259 on 09/15/09; \$27,372,186 on 03/15/10; \$53,134,242 on 09/15/10; \$29,918,434 on 03/15/11; \$58,076,963 on 09/15/11; \$33,737,809 on 03/15/12; \$65,491,043 on 09/15/12; \$37,309,760 on 03/15/13; \$71,280,304 on 09/15/13.
- (5) The Series 2001-1 Transition Bonds are subject to optional redemption in whole after the aggregate outstanding principal balance of the Series 2001-1 Transition Bonds has been reduced to 5% or less of the aggregate initial principal balance.

Scheduled debt maturities As of March 31, 2004



(\$ in millions)

<u>Year</u>	<u>CenterPoint Energy</u>	<u>CenterPoint Houston</u>	<u>CERC (1)</u>	<u>Sub-total</u>	<u>Transition Bonds (2)</u>	<u>Total</u>
2004	8			8	27	\$35
2005	8	1,310	367	1,685	47	\$1,732
2006	1,640		152	1,792	54	\$1,846
2007			7	7	60	\$67
2008-2012	419	46	907	1,372	406	\$1,778
2013-2017	420	877	922	2,219	109	\$2,328
2018-2022	540	103		643		\$643
2023-2027	930	256		1,186		\$1,186
2028-2032	1,166 (3)			1,166		\$1,166
2033-2037	100	312		412		\$412
2038-2042				0		\$0
2043-2047				0		\$0
2048-2052	375			375		\$375
Total	\$5,606	\$2,904	\$2,355	\$10,865	\$703	\$11,568

(1) Convertible Subordinated Debentures mature: \$5.873 million in 2005, \$6.5 million in 2006, \$6.5 million in 2007, \$6.5 million in 2008, \$6.5 million in 2009, \$6.5 million in 2010, \$6.5 million in 2011, \$32.5 million in 2012.

(2) Using expected maturities.

(3) Includes ZENS at their contingent amount payable at maturity of \$848.7 million. The principal amount on which interest is paid is \$840.3 million.